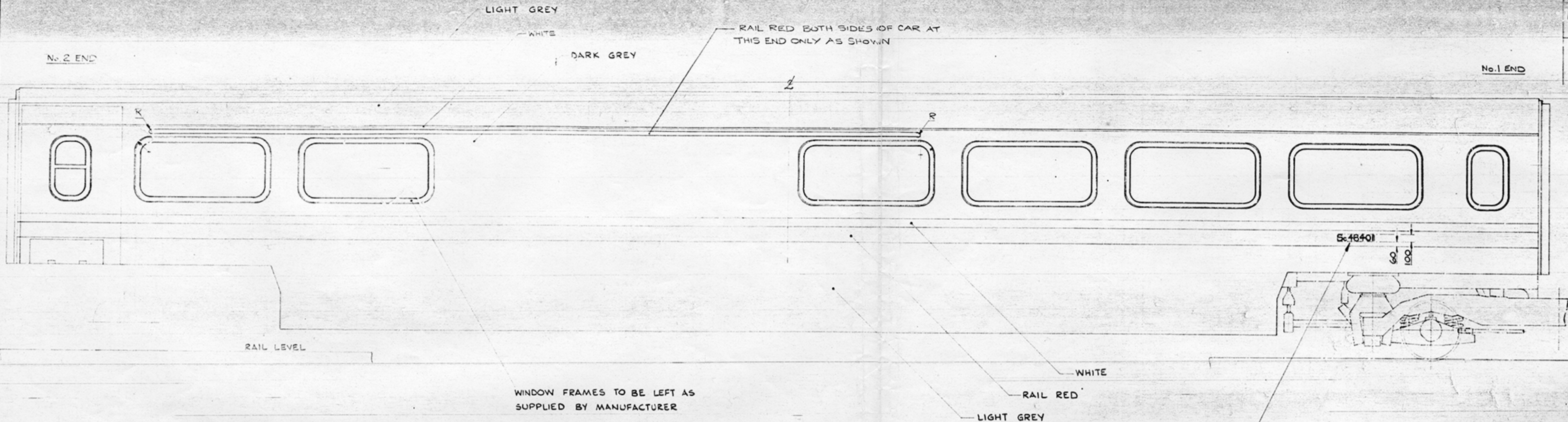
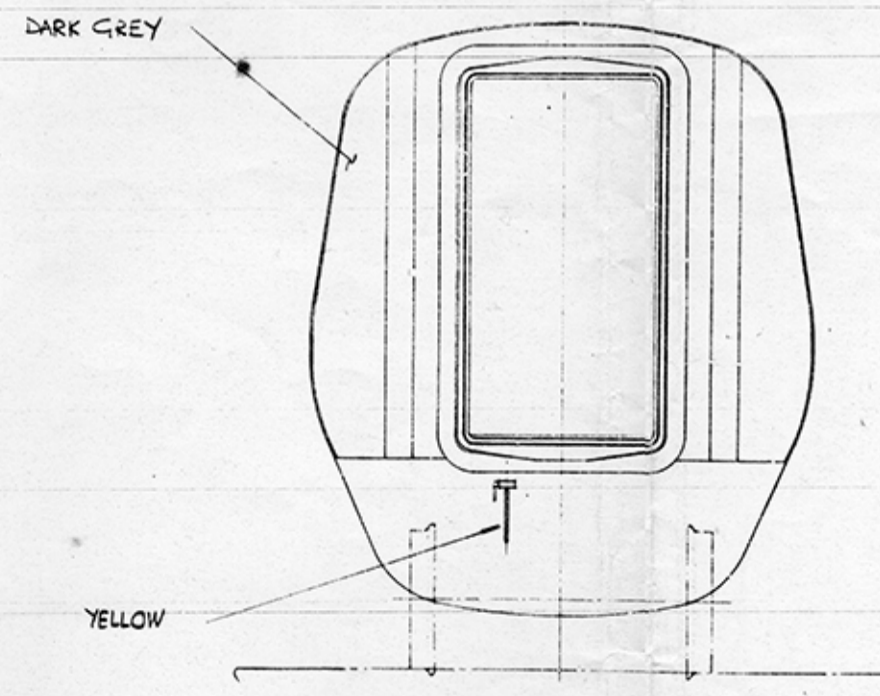
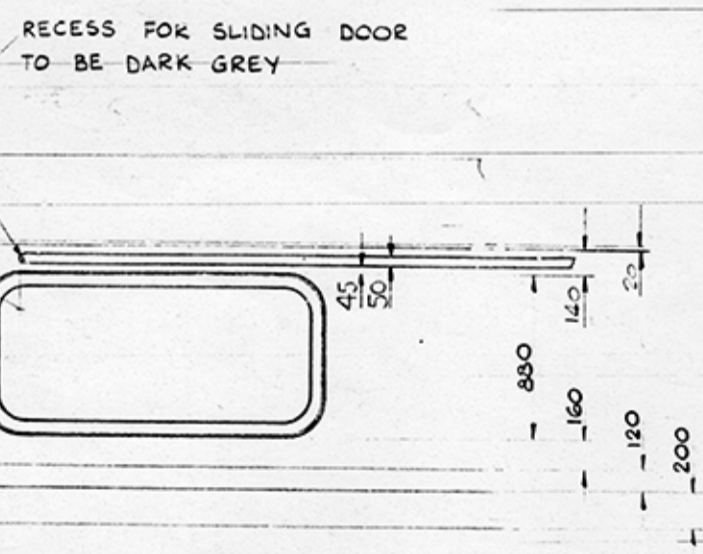


| ISSUE | AMENDMENTS |
|-------|---|
| B | NOTE ADDED RE VEHICLE NO. AT R.H. END OF EACH FACE |
| C | NOTE ADDED RE VEHICLE NUMBER PREFIX |
| D | PAINT ENDS DARK GREY, COUPLING COCK & HOSE ADDED MOD N° 19003 |
| E | CLASSIFICATION (RED) BAND ADDED ABOVE KITCHEN & SERVICE AREAS, END DISTANCE 3300 MOD N° 19016 |



VEHICLE NUMBER IN RAIL ALPHABET - WHITE. OVERALL HEIGHT 100 TO BE CENTRALIZED BELOW RIGHT HAND FULL WINDOW ON EACH SIDE OF CAR (I.E. AS VIEWED FROM EACH SIDE) 'S' PREFIX TO BE UPPER CASE & 'L' PREFIX TO BE LOWER CASE



PAINTING OF LIVERY TO BE IN ACCORDANCE WITH B.R. PART II. UNDERCOATS TO BE IN APPROPRIATE COLOUR MATCH TO B.R. 71. FINISHING PAINT IN THE FOLLOWING COLOURS -
 LIGHT GREY - B.R. SPEC. 81 ITEM 200
 DARK GREY - B.R. SPEC. 81 ITEM 201
 WHITE - B.R. SPEC. 81 ITEM 203
 RAIL RED - B.R. SPEC. 81 ITEM 204
 YELLOW - B.R. SPEC. 81 ITEM 526
 COUPLING COCKS, HEADS, & FITTINGS TO BE PAINTED IN ACCORDANCE WITH ENG. INSTRUCTION G/70.

VIEW SHOWING DOORWAY WITH DOOR REMOVED

VIEW ON END OF VEHICLE

FOR PAINTING AND SEALING (EXCEPT LIVERY) SEE DRG. NO. AM-A2-0101

| | | | | | |
|--|----------|------------------|---|------------------|---|
| AT - A0 - 0031 - 1 | | PAINTING DIAGRAM | | | |
| ITEM No. | PART No. | DESCRIPTION | QTY | MATERIAL/REMARKS | |
| USED ON - AT - 5-0025 | | | | | |
| CHIEF MECHANICAL & ELECTRICAL ENGINEER BRITISH RAILWAYS BOARD, DERBY. | | | | | |
| ISSUE | A | B | C | D | E |
| DRAWN | | | | | |
| CHECKED | | | | | |
| ENGINEER | | | | | |
| APPROVED | | | | | |
| DATE | 23/11/72 | | | | |
| SCALE - 1:20 | | | ALL DIMENSIONS IN MILLIMETRES UNLESS OTHERWISE STATED | | |
| PAINTING DIAGRAM | | | GENERAL DRAWING OFFICE PRACTICE TO B.S. 300 | | |
| CATERING TRAILER CAR | | | DRAWING No. AT - A0 - 0031 | | |
| SHEET 1 OF 1 | | 11.0.1977 | | | |