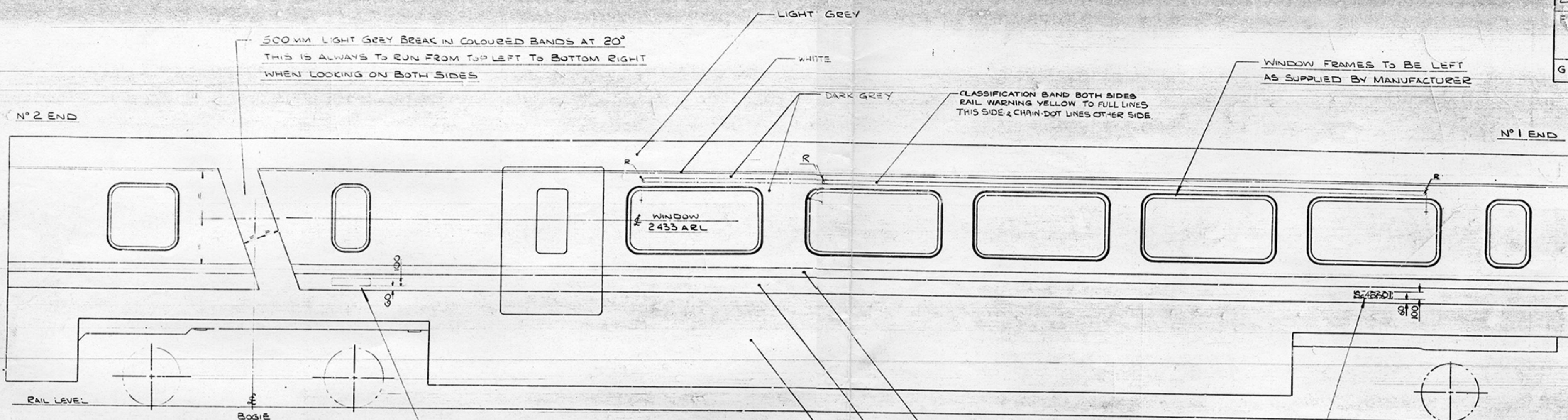


AMENDMENTS	
B	PAINT SPECIFICATIONS ALTERED LIGHT GREY WAS AS SAMPLE HPT/5045/11, DARK GREY WAS B54900 TO A11
C	VEHICLE NUMBER ADDED AT N°1 END VEHICLE NUMBER SHOWN AT N°2 END MADE OTHER SIDE OF CAR.
D	NOTE ADDED BY VEHICLE NUMBER PREFIX
E	DIAGONAL COLOUR BAND BREAK INCREASED FROM 250 TO 500 W/C
F	PAINT ENDS DARK GREY, STOP COCK & NOTE ADDED MOD N° 13003.
G	CLASSIFICATION BAND ADDED MOD No. 19014



500 MM LIGHT GREY BREAK IN COLOURED BANDS AT 20° THIS IS ALWAYS TO RUN FROM TOP LEFT TO BOTTOM RIGHT WHEN LOOKING ON BOTH SIDES

N°2 END

N°1 END

WINDOW 2433 ARL

RAIL LEVEL

BOGIE

6 900 TO R OF CAR

VEHICLE NUMBER ON OTHER SIDE OF CAR TO BE IN RAIL ALPHABET WHITE OVERALL HEIGHT 100MM. TO BE CENTRALIZED BELOW ROUTE INDICATOR

VEHICLE NUMBER IN RAIL ALPHABET, WHITE OVERALL HEIGHT 100 TO BE CENTRALIZED BELOW RIGHT HAND FULL WINDOW. S PREFIX TO BE UPPER CASE 'O' PREFIX TO BE LOWER CASE.

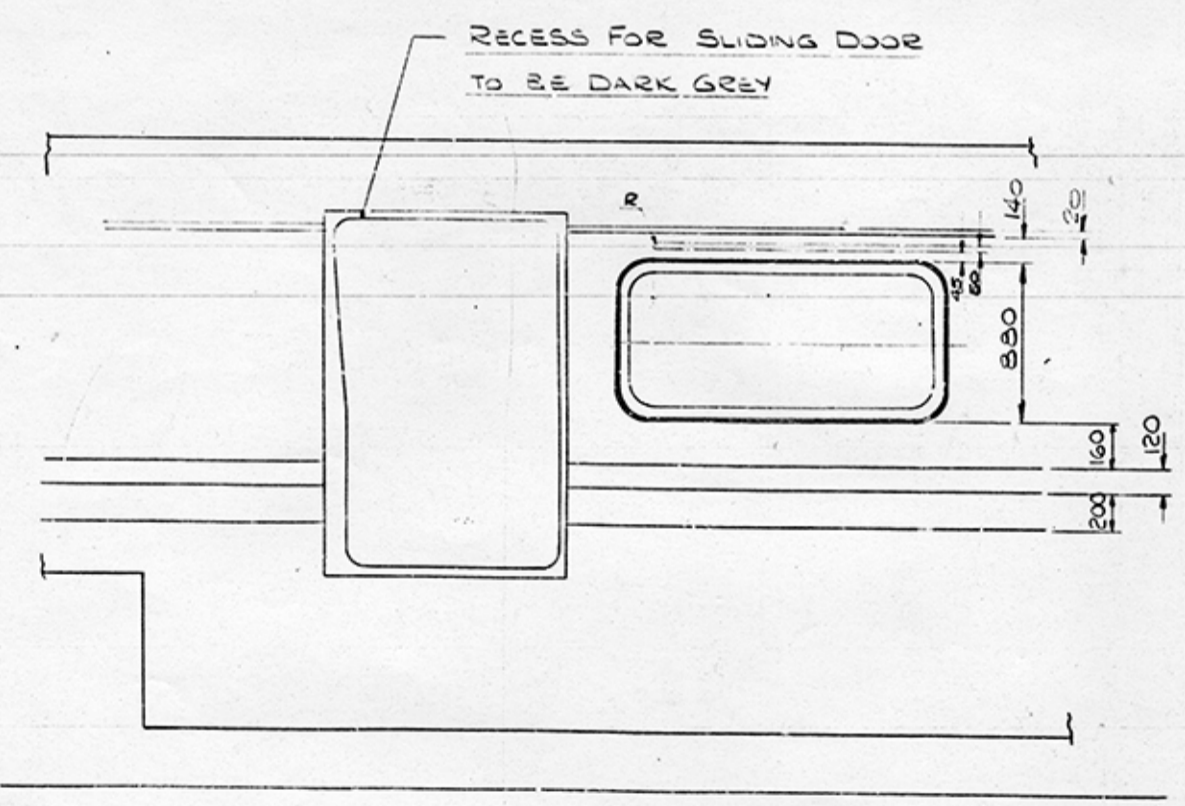
WHITE
RAIL RED
LIGHT GREY

PAINTING OF LIVERY TO BE IN ACCORDANCE WITH BR 1 PART II UNDERCOATS TO BE IN APPROPRIATE COLOURS TO BR SPEC. 71 FINISHING PAINT IN THE FOLLOWING COLOURS :-
 LIGHT GREY — BR. SPEC. 81 ITEM 200
 DARK GREY — 201
 WHITE — 203
 RAIL RED — 204
 FRENCH BLUE — 523
 GRASS GREEN — 524
 ORANGE — 520
 YELLOW — 526
 RAIL WARNING YELLOW-BR. SPEC. 81 ITEM 202 FOR PAINTING AND SEALING (EXCEPT LIVERY) SEE DRG. No. AM-A2-0101

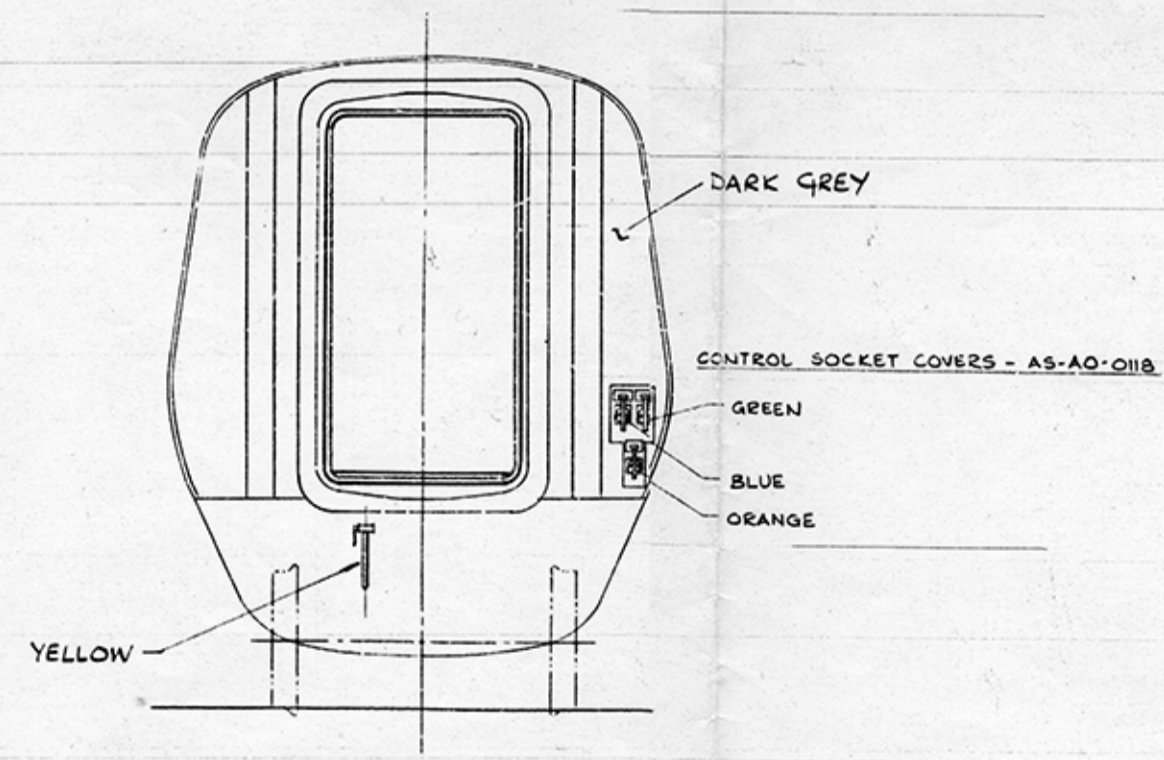
WINDOW AND GRILLE RECESSES TO BE DARK GREY

FOR EXTERNAL UNDERBODY LETTERING DIAGRAM SEE DRG AS-A0-0130

COUPLING COCKS, HEADS & FITTINGS TO BE PAINTED IN ACCORDANCE WITH ENG. INSTRUCTION G/70



VIEW SHOWING DOORWAY WITH DOOR REMOVED



VIEW ON N°2 END

UNLESS OTHERWISE SPECIFIED

GENERAL MACHINE TOLERANCE	
DIMENSIONS	
LINEAR	± 0.25
ANGULAR	± 0°30'

DRILLED HOLES TO 12 SHARP EDGES TO BE RADIUS TO 0.5 MAX. SURFACE TEXTURE IN ACCORDANCE WITH B.S. 1134. 0 TO 2.5 TEXTURE TO APPLY TO ALL UNREFERENCED MACHINED SURFACES

GENERAL NOTES
 WELDING SYMBOLS TO DIMENSIONS APPLY TO FINISHED PART AFTER PLATING WHERE APPLICABLE.
 I.S.O. METRIC SCREW THREADS TO B.S. 3443 COARSE PITCH SERIES
 ALL THREAD LENGTHS EXCLUDE RUNOUT EXTERNAL THREAD RUNOUT + 2.5 P MAX.

PART IDENTIFICATION
 3 - () WHERE SHOWN THUS
 NB. 3 - DRAWING NUMBER
 13 - ITEM NUMBER
 12 - DRAWING ISSUE LETTER

1 AS-A0-0008 PAINTING DIAGRAM		X	
ITEM No.	PART No.	DESCRIPTION	MATERIAL/REMARKS
USED ON- AQ-S-0023			
CHIEF MECHANICAL & ELECTRICAL ENGINEER BRITISH RAILWAYS BOARD, DERBY.			
ISSUE	A	B	C
DRAWN	✓	✓	✓
CHECKED	✓	✓	✓
STRESSED	✓	✓	✓
APPROVED	✓	✓	✓
DATE	4-8-11	15-11-11	15-11-11
PAINTING DIAGRAM		SCALE:- 1:20	
1ST CLASS VAN TRAILER CAR		ALL DIMENSIONS IN MILLIMETRES UNLESS OTHERWISE STATED GENERAL DRAWING OFFICE PRACTICE TO B.S. 308	
		DRAWING No. AS-A0-0008	
		SHEET 1 OF 1	