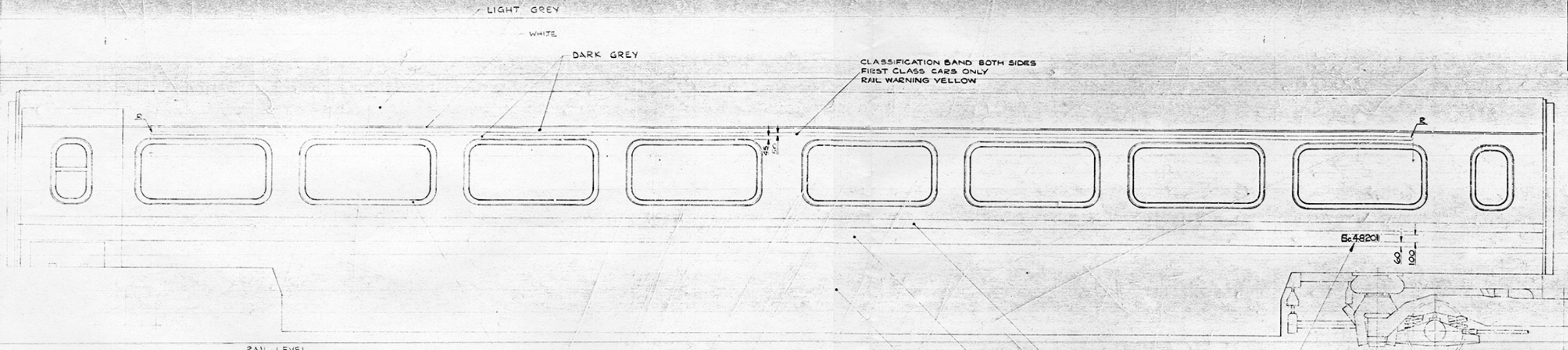


AW-10-0037

ANGLE PROJECTION

ISSUE	AMENDMENTS
B	PAINT SPECIFICATIONS ALTERED. LIGHT GREY WAS AS SAMPLE APT/S/045/1, DARK GREY WFS BS 4800 10 A11
C	NOTE ADDED RE VEHICLE NO. AT R.H. END OF EACH SIDE
D	NOTE ADDED RE VEHICLE NUMBER PREFIX
E	PAINT ENDS DARK GREY, COUPLING COCK & NOTE ADDED MOD NO 19009 USED ON COLUMN AMENDED
F	CLASSIFICATION BAND ADDED - FIRST CLASS CARS ONLY. MOD. NO. 19014



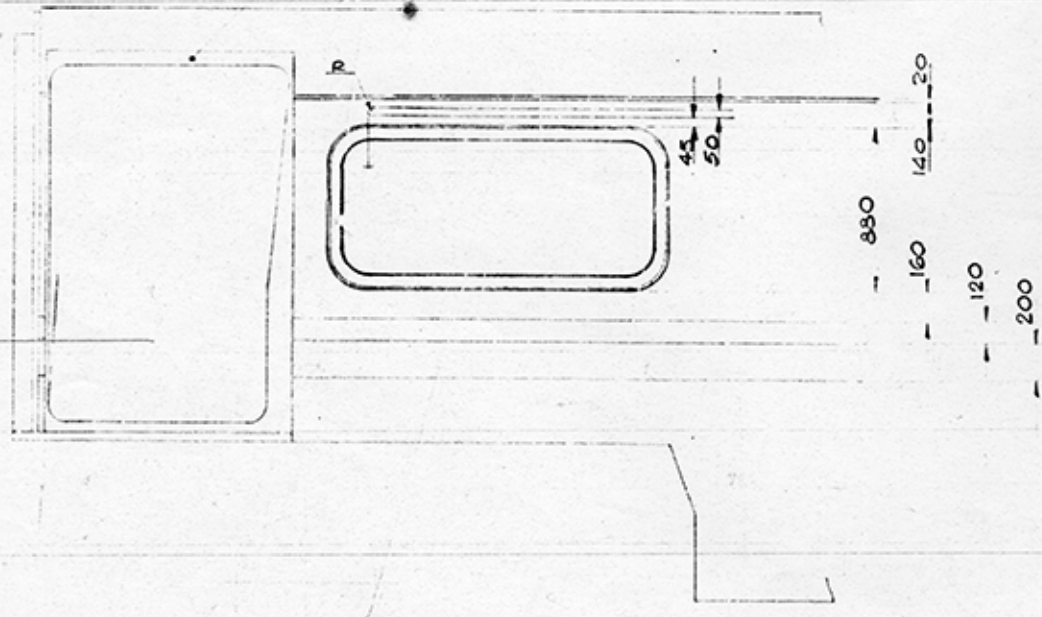
RAIL LEVEL

WINDOW FRAMES TO BE LEFT AS SUPPLIED BY MANUFACTURER

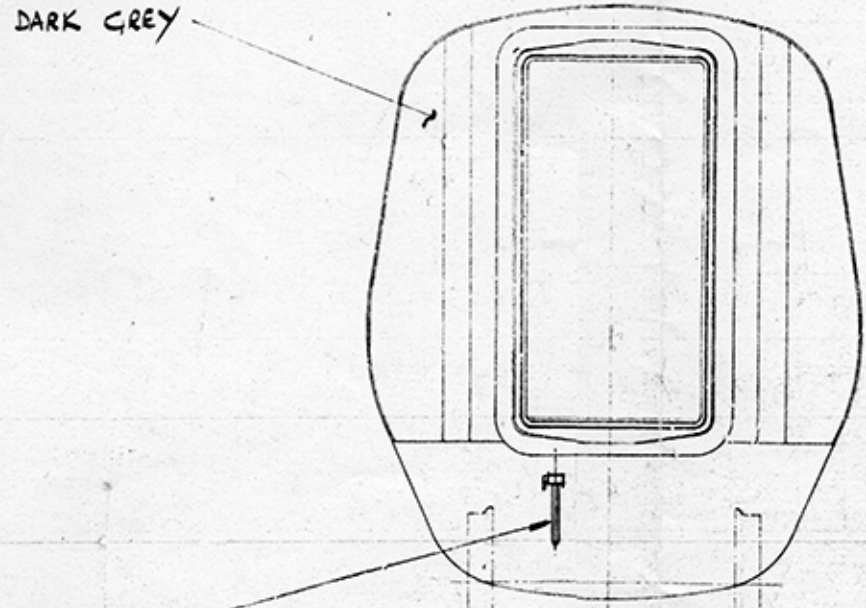
WHITE  
RAIL RED  
LIGHT GREY

VEHICLE NUMBER IN RAIL ALPHABET - WHITE. OVERALL HEIGHT 100 TO BE CENTRALIZED BELOW RIGHT HAND FULL WINDOW ON EACH SIDE OF CAR (I.E. AS VIEWED FROM EACH SIDE) 'S' PREFIX TO BE UPPER CASE & 'C' PREFIX TO BE LOWER CASE.

RECESS FOR SLIDING DOOR TO BE DARK GREY



VIEW SHOWING DOORWAY WITH DOOR REMOVED



VIEW ON END OF VEHICLE

PAINTING OF LIVERY TO BE IN ACCORDANCE WITH BRJ. PART II. UNDERCOATS TO BE IN APPROPRIATE COLOUR MATCH TO B.R. SPEC. 71 FINISHING PAINT IN THE FOLLOWING COLOURS -  
 LIGHT GREY - B.R. SPEC. 81 ITEM 200  
 DARK GREY - B.R. SPEC. 81 ITEM 201  
 WHITE - B.R. SPEC. 81 ITEM 203  
 RAIL RED - B.R. SPEC. 81 ITEM 204  
 YELLOW - B.R. SPEC. 81 ITEM 526  
 RAIL WARNING YELLOW - B.R. SPEC. 81 ITEM 202  
 COUPLING COCKS, HEADS & FITTINGS TO BE PAINTED IN ACCORDANCE WITH ENG. INSTRUCTION G/70.

FOR PAINTING AND SEALING (EXCEPT LIVERY) SEE DRG. NO. AM-AZ-0101

AW-10-0037	PAINTING DIAGRAM					
ITEM No.	PART No.	DESCRIPTION	MATERIAL/REMARKS			
USED ON - Aq-S-0025, Aq-S-0192 & Aq-S-0225						
CHIEF MECHANICAL & ELECTRICAL ENGINEER BRITISH RAILWAYS BOARD, DERBY.						
ISSUE	A	B	C	D	E	F
DRAWN	WAC	WAC	WAC	WAC	WAC	WAC
CHECKED	WAC	WAC	WAC	WAC	WAC	WAC
STRESSED	WAC	WAC	WAC	WAC	WAC	WAC
APPROVED	WAC	WAC	WAC	WAC	WAC	WAC
DATE	12-17-71	1-11-72	2-2-72	3-1-72	4-1-72	5-1-72

SCALE: 1:20  
 ALL DIMENSIONS IN MILLIMETRES UNLESS OTHERWISE STATED  
 GENERAL DRAWING OFFICE PRACTICE TO B.E.S. 308  
 DRAWING No. **AQ-A0-0037**  
 SHEET 1 OF 1